

ROCKDOOR[®]

BY ALEXANDER

ALEXANDER
- EST 1991 -



CREATE THE PERFECT ENTRANCE

WHY ROCKDOOR?

Your front door welcomes you home at the end of your day. It's a first impression, a stylish entrance and provides sanctuary against the outside world. If you're looking for a high performing, stylish door that will transform your home and keep your family safe, think Rockdoor.

For over 25 years, Rockdoor has played a leading role in composite door technology. Rockdoor's comprehensive collection of door styles, colours and glass designs has been carefully developed to provide the ultimate in style and thermal performance.

Rockdoor's goal has always been to manufacture the most secure composite door on the market. Rockdoor's finely tuned design features work together to provide both security and high performance.

Rockdoor's exclusive S-Glaze technology locks the double-glazing into your door for life, preventing forced entry by removing the glazing bead.

Rockdoor boasts the thickest composite door at 50mm. High impact uPVC skins and an aluminium reinforced inner frame makes cut-through by intruders almost impossible.

Other key features for superior strength and security:

- Solid steel hook locks and deadbolt engage into full length steel keeps within the reinforced inner frame.
- 3* diamond cylinder as standard, preventing forced attack.
- Optional Steel Security Mesh enclosed within the door sash prevents cut-through.
- Toughened glass as standard, with the option to upgrade to laminated glass, often in accordance with Secured By Design.

Our industry-leading, 5500ft² showroom displays over 25 Rockdoors. Ranging from traditional to contemporary in style, each Rockdoor showcases various glass and furniture options. Our friendly team will be on hand to answer any questions you have, in a relaxed, no-pressure environment.

At Alexander Windows, our business is founded on trust, exceptional knowledge and a portfolio of industry-leading products. All installations are carried out by our own fully employed installation teams. Peace of mind comes as standard with Alexander Windows.

DOOR STYLES

ILLINOIS



Clear Glass Kudos* Trinity* Pinnacle* Empire* Inspire*

JACOBEAN



Clear Glass Apollo* Empire* Fluid Border Shade

JACOBEAN



Inspire* Summit Ellipse Linear Crystal Bevel Scorpio*

FIND YOUR PERFECT DOOR

VERMONT



Clear Glass Grey Shades Trio Quadra Shade Continuity Haze

VOGUE



Clear Glass Abyss Ocean Shade Optima Cube Archer

VOGUE



Fluid Haze

PORTLAND



Clear Glass Beacon* Horizon* Apostle*

* Contains Gluechip glass. Gluechip is a handcrafted finish which can result in a random and sometimes uneven pattern that may differ from the doors in our showroom. For more information on Gluechip, please ask a member of staff.

DOOR STYLES

NEWARK



Clear Glass Jubilee Lantern* Bright Star Citadel* Iris

ASTORIA



Clear Glass Grey Shimmer Green Shimmer Kensington North Star Network

INDIANA



DAKOTA



FIND YOUR PERFECT DOOR

WINDSOR



Clear Glass Triton* Titania* Summit Ellipse Linear Crystal Bevel

KENTUCKY



Clear Glass Aquarius* Summit Ellipse Linear Crystal Bevel

TENNESSEE



Clear Glass Dorado* Summit Ellipse Linear Crystal Bevel

* Contains Gluechip glass. Gluechip is a handcrafted finish which can result in a random and sometimes uneven pattern that may differ from the doors in our showroom. For more information on Gluechip, please ask a member of staff.

DOOR STYLES

ARCACIA



Clear Glass Cosmopolitan* Summit Crystal Bevel Ellipse

MONTANA



Clear Glass Libra* Renaissance*

GEORGIA



Clear Glass Northern Star*

CLASSIC



Clear Glass

VIRGINIA



Clear Glass

REGENCY



Clear Glass Clear Glass

COLONIAL



Clear Glass Clear Glass

FIND YOUR PERFECT DOOR

CLASSIC FRENCH DOOR



Clear Glass

VOGUE FRENCH DOOR



Clear Glass

ENGLISH COTTAGE



Clear Glass Square Lead

COTTAGE VIEW LIGHT



Clear Glass Clear Glass

COTTAGE SPY VIEW



Clear Glass Clear Glass

CAROLINA



Clear Glass Clear Glass

STABLE DIAMOND



Clear Glass Clear Glass

STABLE SPY VIEW



Clear Glass Clear Glass

STABLE VIEW LIGHT



Clear Glass Clear Glass

* Contains Gluechip glass. Gluechip is a handcrafted finish which can result in a random and sometimes uneven pattern that may differ from the doors in our showroom. For more information on Gluechip, please ask a member of staff.

DOOR STYLES

ASPEN



Clear Glass Border Reeded Shade

MANHATTAN



Clear Glass Misted Glass Gluechip Sandstone Glass Curve Glass

DUNE RETREAT



Clear Glass Reeded

DUNE VISION



Clear Glass Reeded

COLOUR OPTIONS

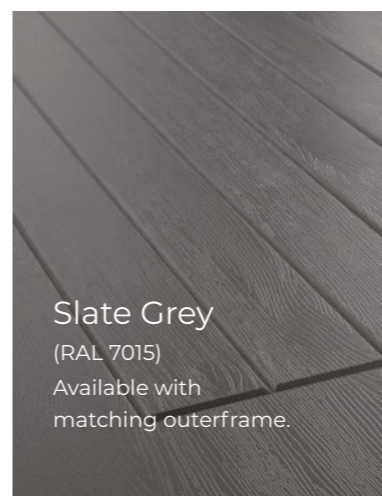
VIBRANT COLOUR, INSIDE AND OUT

Rockdoors are available in 13 colours so you can choose what's right for you. Each colour features a textured wood grain effect to make it look like a timber door.

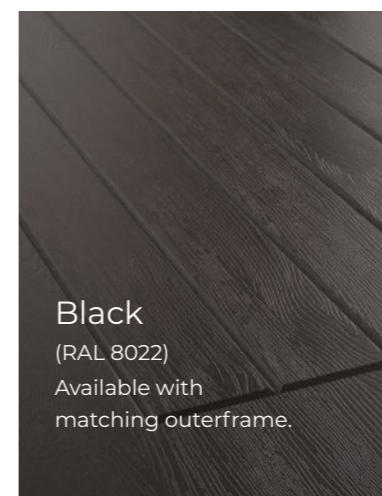
As Rockdoors are made-to-order and not cut-to-size, all colours are available inside and out. Please check our colour swatches before ordering and use the door designer at alexanderwindows.co.uk to see what is possible.



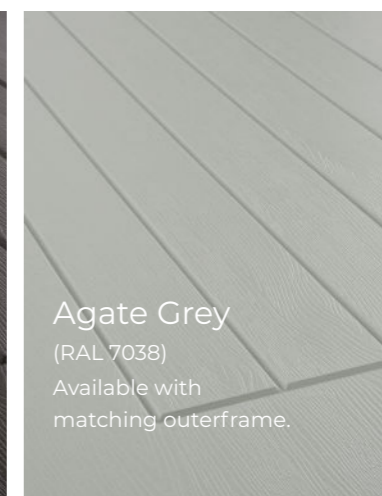
Anthracite Grey
(RAL 7016)
Available with matching outerframe.



Slate Grey
(RAL 7015)
Available with matching outerframe.




Black
(RAL 8022)
Available with matching outerframe.




Agate Grey
(RAL 7038)
Available with matching outerframe.



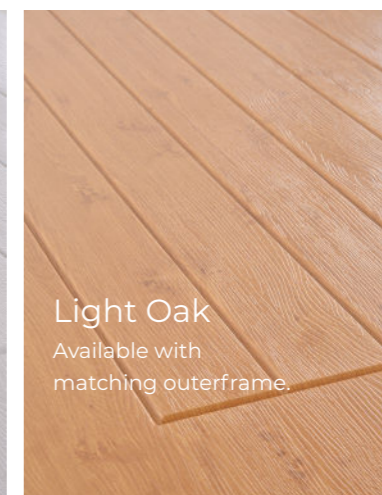
Emerald Green
(RAL 6009)



Rosewood



White
Available with matching outerframe.



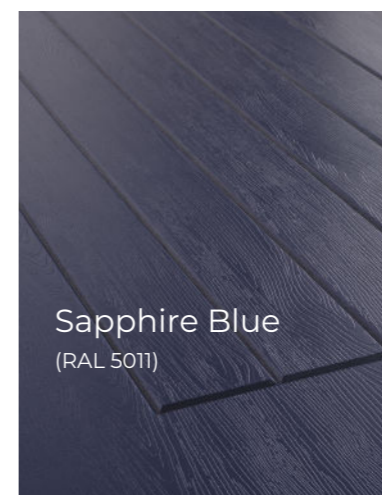
Light Oak
Available with matching outerframe.



Irish Oak
Available with matching outerframe.



Ruby Red
(RAL 3011)



Sapphire Blue
(RAL 5011)



Cream
(RAL 9001)
Available with matching outerframe.



Chartwell Green

SHOWROOM ADDRESS

42 Newby Road
Hazel Grove, Stockport
Cheshire SK7 5DA

PHONE

0161 482 2300

EMAIL

info@alexanderwindows.co.uk

WEBSITE

www.alexanderwindows.co.uk

SHOWROOM OPENING HOURS

Monday - Saturday: 10am - 4pm

Sunday: Closed

Bank Holidays: 10am - 2pm

ALEXANDER
- EST 1991 -